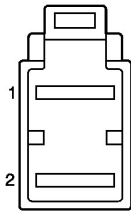


Electronic Power Steering (EPS) Control Module C1



Connector Part Information

- OEM: 10721337
- Service: 88952816
- Description: 2-Way F 375 58 (BK)

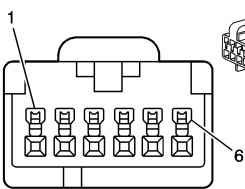
Terminal Part Information

- Terminal/Tray: 7116-3251/10
- Core/Insulation Crimp: See Terminal Repair Kit
- Release Tool/Test Probe: 12094430/J-35616-22 (RD)

Electronic Power Steering (EPS) Control Module C1

Pin	Wire Color	Circuit No.	Function
1	RD/BK	642	Battery Positive Voltage
2	BK	1150	Ground

Electronic Power Steering (EPS) Control Module C2



Connector Part Information

- OEM: 15438391
- Service: 88988409
- Description: 6-Way F 040 (GY)

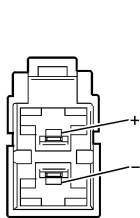
Terminal Part Information

- Terminal/Tray: 173681-2/17
- Core/Insulation Crimp: E/4
- Release Tool/Test Probe: 15315247/J-35616-16 (L-GN)

Electronic Power Steering (EPS) Control Module C2

Pin	Wire Color	Circuit No.	Function
1	TN/BK	2500	High Speed GMLAN Serial Data Bus (+)
2	TN	2501	High Speed GMLAN Serial Data Bus (-)
3	—	—	Not Used
4	BN/WH	2500	High Speed GMLAN Serial Data Bus (+)
5	BN	2501	High Speed GMLAN Serial Data Bus (-)
6	PK	1539	Ignition 1 Voltage

Electronic Power Steering Control Module (PSCM) C3



Connector Part Information

- OEM: 7123-4123-30
- Service: 88952816
- Description: 2-Way F (BU)

Terminal Part Information

- Terminal/Tray: See Terminal Repair Kit
- Core/Insulation Crimp: See Terminal Repair Kit
- Release Tool/Test Probe: See Terminal Repair Kit

Electronic Power Steering Control Module (PSCM) C3

Pin	Wire Color	Circuit No.	Function
+	RD	5	Right Assist Motor Control
-	BK	5	Left Assist Motor Control